

COMPETITION JURY

TECHNICAL DELEGATE HORECKI Krzysztof (POL)
 CHIEF OF RACE PALOVICOVA Jana (SVK)
 REFEREE SIPARENKO Julia (UKR)

WEATHER

CONDITIONS Clear
 SNOW Artificial
 AIR TEMPERATURE 8,0 °C

1st RUN

COURSESETTER MAZUREK Krzysztof (SVK)
 FORERUNNERS - A - BODKA Timo (SVK)
 - B - NOVACEK Miroslav (SVK)
 COURSE Pretekarska 1
 START 1343 m
 FINISH 1067 m
 DROP 276 m
 HOMOLOGATION 11278/02/14
 GATES 40
 DIRECTIONS 38
 STARTING TIME 11:00







2nd RUN

LEIKEB Petr (CZE)
 - A - BODKA Timo (SVK)
 - B - NOVACEK Miroslav (SVK)
 Pretekarska 1
 1343 m
 1067 m
 276 m
 11278/02/14
 38
 36
 14:15










LIST n°1419 APPLIED PENALTY: 8,65 CALCULATED PENALTY: 6,65
 Number of competitors: 59, Number of NSA: 5

F = 1010



Rank	Bib	Code	Name	Year	Nation	Run 1 (Rank)	Run 2 (Rank)	Time	Gap	Points
1	3	700879	ZAMPA Andreas	1993	SVK	55.84 (2)	52.05 (1)	1:47.89		0,00
2	5	150743	BERNDT Ondrej	1988	CZE	55.83 (1)	52.39 (2)	1:48.22	0.33	3,09
3	1	410364	FEASEY Willis	1992	NZL	56.92 (5)	52.69 (3)	1:49.61	1.72	16,10
4	6	410365	BARWOOD Adam	1992	NZL	56.21 (3)	53.56 (8)	1:49.77	1.88	17,60
5	7	700868	FALAT Matej	1993	SVK	56.67 (4)	54.15 (14)	1:50.82	2.93	27,43
6	4	151024	KOTZMANN Adam	1993	CZE	57.66 (9)	53.37 (6)	1:51.03	3.14	29,39
7	14	151280	SURKOS Ondrej	2000	CZE	57.93 (14)	53.12 (4)	1:51.05	3.16	29,58
8	15	151289	NOVAK Oskar	2000	CZE	57.79 (11)	53.64 (10)	1:51.43	3.54	33,14
9	2	700929	PRIELOZNY Matej	1997	SVK	57.56 (7)	53.89 (13)	1:51.45	3.56	33,33
10	11	700950	REVUCKY Samuel	1999	SVK	57.05 (6)	54.43 (18)	1:51.48	3.59	33,61
11	19	151129	VASULIN Marek	1995	CZE	57.61 (8)	53.88 (12)	1:51.49	3.60	33,70
12	12	151229	MULLER Marek	1998	CZE	58.23 (15)	53.34 (5)	1:51.57	3.68	34,45
13	13	700973	BALAZ Filip	2001	SVK	57.90 (13)	53.87 (11)	1:51.77	3.88	36,32
14	20	700982	SANITRAR Jan	2001	SVK	57.88 (12)	54.17 (15)	1:52.05	4.16	38,94
15	31	151287	MILATA Jiri	2000	CZE	58.58 (18)	53.53 (7)	1:52.11	4.22	39,51
16	8	151350	KUBES David	2002	CZE	57.75 (10)	54.96 (23)	1:52.71	4.82	45,12
17	10	512285	GOLA Fabian	1998	CZE	59.36 (22)	53.57 (9)	1:52.93	5.04	47,18
18	24	700983	LASOK Adam	2001	SVK	58.57 (17)	54.58 (19)	1:53.15	5.26	49,24
19	17	151288	RECHTENBERG Jan	2000	CZE	58.47 (16)	54.94 (22)	1:53.41	5.52	51,67
20	33	54489	MIKA-CORTOLEZIS Valentin	1998	AUT	59.64 (24)	54.19 (16)	1:53.83	5.94	55,61
21	42	700957	KATRENIC Frederik	1999	SVK	58.90 (20)	55.16 (27)	1:54.06	6.17	57,76
22	25	151041	VRZGULA Lukas	1993	CZE	59.85 (28)	54.32 (17)	1:54.17	6.28	58,79
23	28	700980	PAVELKA Kristian	2001	SVK	59.69 (27)	54.78 (21)	1:54.47	6.58	61,60
24	35	54701	WINZELY Daniel	2002	AUT	59.43 (23)	55.13 (26)	1:54.56	6.67	62,44
25	29	151317	BLAHA Matej	2001	CZE	1:00.01 (30)	54.64 (20)	1:54.65	6.76	63,28
26	22	700938	MADRO Oskar	1998	SVK	59.66 (26)	55.08 (25)	1:54.74	6.85	64,13
27	21	700967	KOSIK Tomas	2000	SVK	59.31 (21)	55.62 (28)	1:54.93	7.04	65,90
28	38	700988	KLEIN Vaclav	2002	SVK	59.99 (29)	55.00 (24)	1:54.99	7.10	66,47
29	30	151326	POKORNY Martin	2001	CZE	1:00.30 (31)	55.69 (29)	1:55.99	8.10	75,83
30	37	430850	SZKOLA Bartosz	2002	POL	1:00.70 (32)	56.74 (31)	1:57.44	9.55	89,40
31	36	430854	SANETRA Bartlomiej	2002	POL	1:01.21 (34)	56.77 (32)	1:57.98	10.09	94,46
32	43	700997	VALEK Jakub	2002	SVK	1:00.83 (33)	58.08 (37)	1:58.91	11.02	103,16
33	50	151366	BOHONEK Matous	2002	CZE	1:01.70 (38)	57.47 (34)	1:59.17	11.28	105,60
34	47	700940	MISTRIK Matej	1998	SVK	1:01.23 (35)	58.31 (38)	1:59.54	11.65	109,06
35	44	700946	PRISTAC David	1998	SVK	1:01.41 (37)	58.56 (39)	1:59.97	12.08	113,09
36	49	700998	CUKER Alex	2002	SVK	1:02.31 (41)	57.74 (35)	2:00.05	12.16	113,83
37	53	700985	ZAMPA Teo	2002	SVK	1:02.82 (43)	57.34 (33)	2:00.16	12.27	114,86
38	45	151373	JASANSKY Max	2002	CZE	1:02.26 (40)	57.93 (36)	2:00.19	12.30	115,15
39	39	151336	RIVNAC Vojtech	2001	CZE	1:01.40 (36)	59.60 (43)	2:01.00	13.11	122,73
40	52	700995	HRASKO Patrik Martin	2002	SVK	1:02.03 (39)	59.01 (41)	2:01.04	13.15	123,10
41	27	700978	BOTKA Filip	2001	SVK	1:05.33 (48)	55.72 (30)	2:01.05	13.16	123,20
42	51	151356	SINTAK Jakub	2002	CZE	1:02.67 (42)	58.96 (40)	2:01.63	13.74	128,63

Rank	Bib	Code	Name	Year	Nation	Run 1 (Rank)	Run 2 (Rank)	Time	Gap	Points
43	57	700999	VRTO Adam	2002		1:04.39 (45)	59.50 (42)	2:03.89	16.00	149,78
44	55	700991	BUGAN Martin	2002		1:03.94 (44)	1:00.69 (45)	2:04.63	16.74	156,71
45	54	700987	BARTALOS Martin	2002		1:04.84 (47)	59.85 (44)	2:04.69	16.80	157,27
46	58	151269	POLEDNAK Petr	1999		1:04.44 (46)	1:02.33 (47)	2:06.77	18.88	176,74
47	56	700993	GARDOS Lukas Christian	2001		1:06.26 (50)	1:02.24 (46)	2:08.50	20.61	192,94
48	59	151361	KOLAR Martin	2002		1:06.11 (49)	1:03.26 (48)	2:09.37	21.48	201,08

Did Not Finish - Run 1 (9)

16	151292	PROVAZNIK Adam	2000		DNF
23	151039	NEMEC Jan	1993		DNF
26	151225	SEVELA Petr	1998		DNF
32	151148	HAVEL Jan	1996		DNF
34	430837	BLANC Leon	2001		DNF
40	430812	LUKASZYK Bruno	2000		DNF
41	151368	KOPECKY Adam	2002		DNF
46	700981	KASANICKY Adam	2001		DNF
48	151363	MORAVEK Roman	2002		DNF

Did Not Finish - Run 2 (2)

9	151284	KOULA Jan	2000		58.76	DNF
18	150985	VRZGULA Vaclav	1992		59.65	DNF

RECAP	1st RUN	2nd RUN	
Records:			59
Did Not Start:	0	0	0
NOT PERMITTED TO START:	0	0	0
Did Not Finish:	9	2	11
Disqualified:	0	0	0
Did Not Qualify for 2nd RUN:		0	0
At Finish:			48